

The Flash



May 2022

Material deadline for the
next Issue is 27May 2022



Volume MMXXII Issue III

Visit our Web Site:
<http://www.atlantahealeys.org>



A gathering of the faithful for the Spring BBQ
Graciously hosted by Karen Meinzen McEnergy and brother Rob Meinzen



Volume MMXXII Issue

Atlanta Austin Healey Club

President...Charlie Moshell
charliemoshell@aol.com
770-831-8669

Vice President...Open
Who Wants to be a VP???

Treasurer...Sheron Moshell
smoshell@aol.com
770-831-8669

Membership...Cyndi & Sam Marble
samncyna@att.net
404-538-9611

National Delegate...John May
jdmayy@gmail.com
770-998-9098

Historian...Judy Bagheri
judybagheri@mindspring.com
678-639-4274

In this issue...

On the cover: April BBQ at the Meinzen's

Officers & Editors Note Page 2
President's Message Page 3
Club Calendar of Events Page 4 - 5
This year's S/E Classic Info Page 6 - 7
Images from the BBQ Page 8
Tech Corner by Barry Rosenberg Page 9
Miscellaneous Thoughts Page 10- 12
Misc. Information Page 13
Members Classified Page 14

NEWSLETTER OF THE ATLANTA AUSTIN-HEALEY CLUB

THE FLASH

EDITORS AND PUBLISHERS

Robb Handshuh & Kate O'Leary

ROBB -719 246-3637 // KATE 678-488-5761

E-MAIL: ATLHEALEYFLASH@GMAIL.COM

Legal Stuff-

The Flash is a publication of the Atlanta Austin-Healey Club. All material presented in the publication may be used in other clubs' publications provided The Flash and the author are given credit.

Contributions to The Flash are greatly appreciated and welcomed. It is preferred that material be e-mailed or submitted electronic media using Microsoft Compatible Word and labeled with the name of the article and author. Please convert Apple or MAC files to MS format. A printed copy accompanying the electronic file would be appreciated. Articles are also accepted on plain old paper.

The technical articles that appear in The Flash represent the opinion of the author and do not necessarily reflect the views of the Atlanta Austin-Healey Club, or the editor.

Advertising

The Atlanta Austin-Healey Club accepts commercial advertising for publication in The Flash. To inquire about advertising rates contact the editor.

Non-commercial ads are free of charge to AHCA members. The normal run time for an ad is three issues. The ad may run longer with notification to the editor prior to the publication deadline.

The acceptance of advertising for any product or service in The Flash does not imply endorsement for that product or the service by either the Atlanta Austin-Healey Club or the Austin-Healey Club of America.

Editors' Note

Having just completed a 2800 mile road trip to Georgia and back to Colorado with a diversion through Arkansas makes one appreciate all we have. Good friends and a warm afternoon made for a great day while visiting GA. Crossing the country's heartland, you realize how much we depend on a few to feed the many. Even though fuel prices were way up from a few short months ago, there were no shortages, restriction limits or lines.

Given the current events in other parts of the world, I must acknowledge we truly live in a great place at a wonderful time.

Your input is more important than ever! Members are encouraged to submit articles, photographs or other materials of interest by mailing them to the address shown below.

Atlanta Austin Healey Club Editor
1179 Wingate Drive SW
Marietta, GA 30064

Members may also submit items of interest via e-mail by sending them to:

b947585@gmail.com
(and/or) **kaoleary73@gmail.com**

Atlanta President Charlie Moshell

We ended the month of April with another fun filled gathering and BBQ social hosted by Karen Meinzen McEnery and brother Rob Meinzen. A few die-hard drivers ventured inside the Atlanta perimeter, near the 400-construction corridor, with their Austin Healeys for this Sunday afternoon gathering. Meinzen's hilltop driveway was decorated by Rick Anderson's Bug Eye joined by the big Healeys of Hal Smith, John & Linda Minor and John and Dana Homonek. The weather was perfect for the outdoor gathering and hillside garden tours. We had a great turnout. Sheron and I and enjoyed visiting with the mentioned Healey drivers along with Mark & Pam Leinmiller, George Harris, Lee Etterling, Robb Handshuh, and George & Debbie Pope,

Karen kicked off the gathering sharing some notes and appreciation to the group from Sally Berry for providing Arthur with an Austin Healey ride and visit before his passing. We all dug into the grub after the blessing and enjoyed each others company. We even managed to squeeze in a little bit of business and SE Classic status updates before the garden tours commenced. The afternoon finished up downstairs in the garage. Thanks to Rob and Karen for hosting and to those who pitched in for the cleanup.

There is a possible Lake Lanier drive May 14 and Whistle Top Brewery/Cornelia June 18th both hosted by the GTA if you need to get out and stretch your tires a bit. Meeting spot and departure time TBD.

As you may have already heard, British Motor Car Day at Suwanee town Center will be held Sunday May the 22nd this year at Suwanee Town Center. The planning committee had a few issues getting this scheduled on a Saturday and on a preferred date at the

new SAVOY museum in Cartersville. It is my understanding that Sunday was chosen over Saturday as the organizers felt that there would be less traffic for the commute to encourage the classics to get out on the road for a better turnout.

Sheron and myself will drop the Healey off on the way to church and return after the Sunday service. Anyone is welcome to join us. The event is scheduled for 10 am - 2pm. Plans are to retreat back to our house just 3 miles away for a snack or maybe dinner and more discussion and planning on the SE Classic.

A July outing/drive/social surprise is in the works with more info to follow as details are confirmed.

The Peach-tree MG Registry is hosting Southeast British Motor Car Festival is scheduled Sept 15-18th. The event will be at the Dillard House in Dillard Ga. Several of us are planning to make the drive up and visiting friends at the car show Saturday morning before treating ourselves to a picturesque lunch at one of the area restaurants. Check it out at <http://www.peachtreemg.com/Dillard>

In the meantime, we have a lot of work to complete in preparation for SE Classic in Hilton Head SC the first weekend in November. If you have not yet registered for the SE Classic I would highly recommend you do so as only 80 cars are allowed on the fairway.

Drive safely!
Charlie

Watch your e-mail during the year for unscheduled Tech Sessions and impromptu drives



Look ahead from planning meeting

May			
Day	Date	Event	Location / Host
FRI - SUN	5/13 – 15 2022	SPRINGTIME IN THE SMOKIES 8314 State Hwy 73	BLOUNT COUNTY CAR CLUB TOWNSEND TN
SAT#	5/14/2022	DRIVE LAKE LANIER	GTA https://gatriumph.com/
SAT	5/22/2022	BRITISH CAR DAY	TOWN PARK, SUWANEE GA, ATLANTA BRITISHCARDAY.ORG
June			
Day	Date	Event	Location / Host
THUR SUN	6/9 – 12/ 2022	HIGHLANDS MOTOTING FESTIVAL (Sunday casual show)	HIAWASSEE GA, https://highlandsmotoringfestival.com/
SAT	6/11/2022	JENSEN EAST	TBA
SAT	6/18/2022	WHISTLE TOP BREWERY	GTA https://gatriumph.com/



Meinzen's Upper Garage

July			
Nuttin	Zip	NADA	Nowhere
August			
WED-SUN	8/ 4-7 /2022	CAROLINAS AUG GATHER- ING	ASHVILLE NC, CHUCK REEVES
SUN-SUN	8/21- 28 /2022	HILTON HEAD VISIT SE CLASSIC PLANNING	HILTON HEAD SC
SAT	8/27/2022	ICE CREAM SOCIAL	TBA
September			
SAT	9/10/2022	CARE FAYRE	MAIN STREET, NORCROSS GA
THUR-SUN	9/15- 18 /2022	BRITISH FESTIVAL	PEACHTREE MG, DILLARD GA
SUN-FRI	9/18- 23 /2022	AHCA Conclave	POCONO MOUNTAINS, PA
October			
SAT	10/15/2022	SAVOY AUTO MUSEUM & BBQ	CARTERSVILLE GA, SALLY & JIM PATTERSON
ELECTION	ELECTION	2023 SLATE OF OFFICERS	Your Vote Counts!!!# Volunteers WANTED!!
November			
WED-SUN	11/2-6 /2022	AUSTIN HEALEY SE CLAS- SIC	HOLIDAY INN EXPRESS, HILTON HEAD SC,
December			
SAT	12/3/2022	BOB KASSOS KRUISE	KENNESAW GA, BILL NAGLE
TBD	TBD	CHRISTMAS PARTY	TBA
SAT	12/31/2022	GTA Polar Bear Run	TBA, GTA

Other Happenings#

1ST Sat of the month, GRIND & GEARS, GTA SEARS NORTHPOINT MALL
1000 North Point Circle, Alpharetta, GA 30022 <https://www.grind-n-gears.com>

4TH Sat of the month, CAFFEINE & CHROME, 9AM-12PM GATEWAY CLAS-
SIC CARS 1870 McFarland Pkwy STE 300 Alpharetta, GA 30005



Southeastern Classic XXXV

November 3-6, 2022

Welcome to Southeastern Classic XXXV. It's hard to believe some of us have been doing this for 35 years! As hosts for this event, the Atlanta Chapter of the Austin Healey Club of America welcomes you to this years' location – Hilton Head Island, SC!

Please join us for some of our traditional SEC favorite activities and events:

- Hospitality with old and new friends
- Self-guided tours
- Tech sessions
- Regalia
- Silent auction
- Funkhana
- Car Show (it's all about our Healeys)
- Awards Banquet

We have also added some unique twists to include:

- Outside venue to the Low Country Celebration Park adjacent to the hotel
- Excellent hotel location within walking distance to the well-known Coligny Beach Park and famous local restaurants.
- Low Country Boil Awards Banquet, a local tradition.
- Ladies Wine Glass Painting Event
- And a unique SEC Car Show Opportunity. The show will be held Saturday on the 17th fairway of the Port Royal Golf Club's Planter's Row Golf Course, adjacent to the Hilton Head Island Motoring Festival Club Car Showcase,

Your SEC Event registration includes two (2) tickets for both Saturday's and Sunday's HHI Motoring Festival events. You will be free to roam the entire field of vehicles on Saturday and again on Sunday, at your leisure. Please check out their website at www.hhiconcours.com.

The Hilton Head Island Concours d' Elegance & Motoring Festival is a multi-day world-class experience; its two-day format makes it unique to other Concours events.

Sunday, there is an array of 100-200 outstanding cars and motorcycles displayed across the fairways of Port Royal Golf Club's Golf Courses. These vehicles are exceedingly rare, unique and of the highest level of restoration.

The HHI Motoring Festival welcomes you to apply independently for their Sunday Concours d' Elegance show if you wish to have your car included and judged. They will be selecting 10-12 Healey's split between the 100's and 3000's for this year's show.

Go to www.healeyclub.org to register on-line. The event is located on the November calendar. You do not have to be a member to register. If you are an AHAC member, login and go to the calendar. If not, you can still register via the Events/Calendar.

If you have any questions please contact Charlie Moshell (charliemoshell@aol.com), Sharon Moshell (smoshell@aol.com) or John Miner (Registration) at jminer47@gmail.com.

Southeastern Classic XXXV

November 3-6, 2022

Tentative Schedule and General Information:

\$

Golf Cart shuttles will be available to provide ease of navigation around the HHI Motoring Festival automotive display. Shuttle service will also be available to and from our wonderful host hotel, the Holiday Inn Express Hilton Head Island, at 2 Tanglewood Dr, Hilton Head Island, SC 29928. (843) 842-6662.

As folks arrive on Thursday, we will be hosting Hospitality. Beverages and snacks provided.

Friday is our "FUNday Friday". We encourage you to take in the sites of the island, the beaches, or even some self-directed driving tours, Burnt Church Distillery being a popular spot. Tech Sessions in the afternoon are always a hit as well. The ladies will have their own tech session this year, a Wine Glass Painting Class. No skills or supplies needed. BYOB is recommended. We will be limited to 40 registrations.

Continuing with "FUNday Friday" will be the Funkhana at the Celebration Park next door to the Holiday Inn Express. All within walking distance. Friday evening dinner is on your own. You can experience the many wonderful restaurants on the island, or you can keep it simple and partake in the delicious food trucks we will have available at the Park as well. Tables and chairs will be set up to accommodate the meal and hospitality.

Saturday morning will be our Southeastern Classic Car Show on the 17th fairway at Port Royal. We are limited to 80 cars, thus only one car will be allowed per registration. **Must be registered by October 14th to be eligible to participate in the show.**

Saturday evening, we will be having our SEC Awards Banquet. It will be a very casual event since it will be outside on the lawn at Celebration Park, ending the SE Classic with a traditional Low Country Boil. For those who are not into seafood, barbeque will be available as well. Do I dare say, "Hospitality" again? You are welcome to BYOB. Some refreshments will be provided.

Our SEC event is officially over following the Awards Banquet. However, for those who would like to stay another day and enjoy your tickets to the HHI Concours d' Elegance on Sunday (included in your registration), the Holiday Inn Express is extending our deeply-discounted room rate of \$159/night to Sunday evening as well.

Images from the Spring BBQ



If your carbs were set well enough for the engine to run before playing with your dist, the engine should crank now. So try it.

If it spins but does not seem to fire, first thing to check in a point dist is to make sure you put both wires in the dist under the little plastic insulator on the points and nothing is shorting to ground. One of those super fine wires in the low tension lead could easily cause a ground. The next easiest way to check is to take one of the old spark plugs, pull off your longest plug wire and install the loose plug.

I use a jumper wire to ground the metal housing of the plug to the engine, anywhere. Have someone turn the key to spin the engine and you watch for the plug to spark. It should. When it does, you know your ignition system is working.

What happens if it doesn't spark? Call AAA and have it towed. No; let's look into what went wrong. We know the dist and all it's parts are good. Check to make sure you connected the Petronix correctly and if you find you didn't; buy another, there is no fixing it now. If it is correct, disconnect the red wire from the positive side of the coil and connect it with another jumper wire directly to a positive point such as the brown wire on the fuse box.

Try again to see if you have a spark at the temporary plug. If not read the Petronix web site for other tests. No need for me to type it all here.

Now if you have points and you have no spark using the same test plug as above, take your simple 12 volt test light and test it first against any hot wire and a ground to be sure the light works. Many times I have traced

electrical problems only to find it was my test light not working.

Disconnect the ignition wire from the coil, the one to the hot side, and check for power on it. Your light should glow. Reconnect the wire and disconnect the wire going to the coil and see if you have current at that coil terminal. With the key on, you should. Then reconnect to wire and spin the engine over with the key and touch the terminal again and see if the light flickers off and on. It should. Again, it is extremely rare that a coil fails.

Well, I could just show all this to yall in way less time than it takes me to type it. If there is any interest, maybe after my eyes get fixed (something I cannot do myself) we can have a short version of tuning your car at the shop. I am not adverse to going to someones home shop or garage to do a mini tech session if it fits with my schedule.

So, I have finished with the ignition side so next month, I will look at the fuel side. That should only take two articles if I abbreviate my thinking. So, it till we meet again, see yall somewhere soon.

Barry Rosenberg
British Car Service

Misc. Thoughts

Robb Handshuh

Most of our Healeys have had the Winter off. Is your car ready for the Spring & Summer drives? As it is said *Safety First! Or as said on the news "Be Safe out there"*

Do the tires need air? How old are they? Tires age –out. They may look good but looks can be deceiving . There is a number on the tire that gives the “Born on Date.” The first two digits designates the week of the year the tires were made, and the final two digits are the last two digits of the year of manufacture. (For example, 1319 means the thirteenth week of 2019.)

For example the tire below looks brand new, having less than 500 miles since being put on



the car, however the date code reveals the tire is about 7 years old and only has about another 3 to 4 years to go before replacement. Now there are factors that could increase tire life, such as indoor storage to prevent sun-rot, using nitrogen to fill and putting the car on jack-stands when parked to prevent localized sidewall stress, however, to be safe even if the tread looks fine, sidewall show no stress cracking, any tire over 20 years old should be replaced and NEVER driven at speed. If you just drive on /off your trailer at golf cart speed, on vintage tires just for show might be ok, but go in a drive, NO WAY.

Fluids: Radiator, Oil, Brake Master. How big are the puddles underneath and where are they? Puddle under the transmission or rear end, better check those levels. Big Healeys when was the last time you check your steering box? Yes it has oil in it and if it goes dry steering is very heavy and quickly wears out expensive parts. Shock absorbers, if your car is bouncing around, you may need shock oil. Battery? If it goes dry, it won't get you going.


Brake fluid (unless using silicon) is hygroscopic, that is it absorbs water. In dry area of the country this is not much of a problem, but in the humid south you should change every 5 years or so to prevent internal corrosion of cylinders that could lead to brake failure. Always use DOT 4, as the hydraulic seals in our cars turn to goo and fail with DOT 3.

Greasing the chassis. Lost art with modern cars but Healey were designed with multiple grease points throughout the car. Sprites originally had 8 (Eight) and Big Healeys 12 grease fittings in the front suspension and steering gear alone. When was the last time your Healey had a “lube-job”? If you can't remember, better get the grease gun out and get greasy!

Misc. Thoughts (cont)

Robb Handshuh

As a reference here is an old service station (remember those?) service reminder for "Big" Healeys



AUSTIN HEALEY

1952-62 100, 100 Six, 3000 Series Mark I, II

SERVICE EVERY 1,000 MILES EXCEPT AT MILEAGE ■ **SYMBOLS SHOWN**

COOLING SYSTEM

	Quarts
100	12 1/2
100 Six, 3000 series	11 1/2

Cooling system pressure: 6-cyl., 7 pounds; 4-cyl., 4 pounds

Steering Gear (plug).....MP
Above +10°, 90; below +10°, 80
4-cyl., remove wheel to service

Brake and Clutch Reservoir (cap).....HB
Fill to 1/2 inch from top of reservoir
4-cyl. and early 6-cyl., reservoir rear of carburetors.
Some 6-cyl., reservoir adjacent to rear carburetor.
4-cyl., do not have hydraulically operated clutch

Water Pump (plug).....Sparingly 140 MP

Carburetor Dashpots.....MO
Unscrew caps, maintain level at 1/2 inch below top of inner hollow shaft
3 dashpots on 3000 series Mark II


Air Cleaner Elements.....Service
1 Wire gauze.....Wash and oil MO
3 filters on 3000 series Mark II

CRANKCASE

"ML", "MM" or "MS" MO
Above +32°.....30 20W-30
Above +10°.....20, 20W 20W-30
Below +10°.....10W

CAPACITY 100, 7 1/4 quarts; all other models, 6 1/2 quarts

DRAIN and REFILL
See Service Instructions, page 2



4-cyl. Engine Illustrated

FRONT SUSPENSION AND STEERING LINKAGE

(12 fittings) CL

Brake and Clutch Pedal Pivots 4-cyl.....CL

Clutch Operating Shaft 4-cyl.....Sparingly CL

TRANSMISSION

Reach dipstick and fill plug thru floor
Maintain level to mark on dipstick
CAPACITY 6 pints; with overdrive, 7 1/2 pints except 1953-54 100 series with aluminum housing, 6 1/2 pints

DRAIN and REFILL
Overdrive, drain thru separate plug hole. Fill thru transmission

Speedometer Cable.....Coat CL

Tachometer Cable.....Coat CL

Steering Column (oil hole).....Sparingly MO

Universal Joint.....CL

Universal Joint Spline.....CL

Fuel Pump Screen.....Clean

Shock Absorbers.....Refill SA

Universal Joint.....CL

DIFFERENTIAL

Above +10°, 90; below +10°, 80
Maintain level to fill plug hole
CAPACITY 3 1/2 pints, except 100 1953-55 spiral bevel, 2 1/2 pints

DRAIN and REFILL
Battery.....Test and fill
2-seaters, 2 6-volt batteries under lid behind seat

GAS TANK

100.....14 1/2
100 Six, 3000 series.....14 1/2

TIRES

	Pressure	Front	Rear
5.90-15	20	23	23
Sustained high speeds over 90 mph.	26	29	29

* Full load, 26

Rotate tires, Method H, then balance wheels

STEERING AND FRONT WHEELS

Oil Fill Cap
4-cyl., rear of valve cover

Generator
Oil hole.....Sparingly MO
Lubricator cap.....WB
Remove spring, felt pad and fill cap 1/2 full

Crankcase Dipstick.....Check level

Distributor Shaft (grease cup).....WB
Screw cup 1 turn; 6-cyl. only
Cam bearing (under rotor).....Sparingly MO
Advance mechanism.....MO
Apply sparingly thru hole around cam

Oil Filter.....Replace
4-cyl., forward, at center

Steering Idler (plug) (under hood).....MP
Above +10°, 90; below +10°, 80
4-cyl., remove wheel to service

Front Wheel Bearings.....Repack WB

Shock Absorbers.....Refill SA

Hand Brake Cable.....CL

Hand Brake Balance Lever.....CL

Spring Shackles.....CL

SERVICE AS SHOWN

Every 3,000 miles
Wash and oil wire gauze air cleaner element
Rotate tires, balance wheels
Lubricate distributor shaft
Lubricate distributor cam bearing
Lubricate distributor advance mechanism

Every 6,000 miles
Lubricate water pump
Drain and refill transmission
Clean fuel pump screen
Refill front and rear shock absorbers
Drain and refill differential
Lubricate generator with lubricator cap
Replace oil filter, add extra 1 1/2 pints oil
Repack front wheel bearings

Every 12,000 miles
Lubricate clutch operating shaft
Coat speedometer cable
Coat tachometer cable
Lubricate generator with oil hole

■ Position for lift adapter

• Lubrication fitting

● Cooling system drain

FOR YOUR SAFETY, WE CHECK YOUR BATTERY, BRAKE FLUID, FAN BELT, LIGHTS, MUFFLER, TIRES AND WIPER BLADES

Misc. Thoughts (cont)

Robb Handshuh


As a reference here is an old service station (remember those?) service reminder for "Little" Healeys

AUSTIN HEALEY

1958-62 Sprite Mark I, II

M. G. MIDGET

1961-62 All Models



Mark I Mark II M. G. Midget

HOOD RELEASE: Front

SERVICE EVERY 1,000 MILES EXCEPT AT MILEAGE **SYMBOLS SHOWN**

COOLING SYSTEM

Quarts

	With Heater	Without Heater
All models	8½	8

Cooling system pressure, 4 pounds

Water Pump (plug)

Springly 140 MP

Oil Fill Cap

.....

Carburetor Dashpots

20 MO
Unscrew caps, maintain level at ½ inch below top of inner hollow shaft

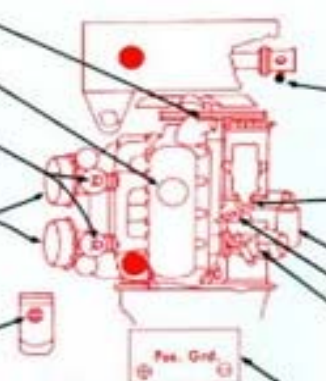
Air Cleaner Elements

Service

Wire gauze	Wash and oil MO
Dry type	Replace

Brake and Clutch Reservoir (cap)

HB
Fill to ½ inch below top of fill hole



Check Chart

CRANKCASE

"ML", "MM" or "MS" MO

Above +32°	30	20W-30
Above +10°	20, 20W	20W-30
Below +10°	10W	...

CAPACITY 3½ quarts
DRAIN and REFILL
See Service Instructions, page 2

Steering Gear

MP 12
Above +10°, 90; below +10°, 80
Use low pressure. Check rubber boots for leaks
Do not disturb hex plugs on steering rack tube

Generator

Lubricator cap WB 12
Oil hole MO 12

Oil Filter (under car)

Replace 6

Crankcase Dipstick

Check level

Distributor

Cam bearing (under rotor) Springly MO 1
Advance mechanism MO 1
Lubricate springly thru hole around cam

Battery

Test and fill

Front Suspension and Steering Linkage

(8 fittings) CL

TRANSMISSION

30 MO
Reach fill and level plug thru opening at left side under floor mat
Maintain level to fill plug hole
CAPACITY 2½ pints
DRAIN and REFILL

Speedometer Cable

Coat CL

Tachometer Cable

Coat CL

Universal Joints

CL
To reach front joint fitting, lift floor mat and remove rubber plug on left side of tunnel

Rear Shock Absorbers

Fill SA

Hand Brake Cable

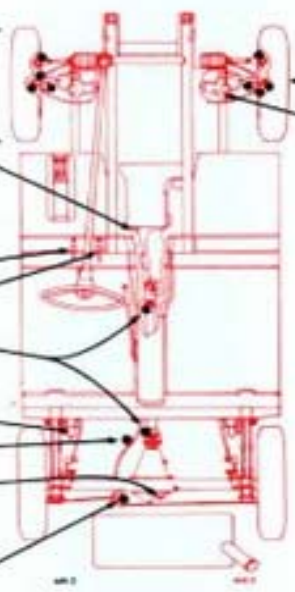
CL

DIFFERENTIAL

MP
Above +10°, 90; below +10°, 80
Maintain level to fill plug hole
CAPACITY 1½ pints
DRAIN and REFILL

Hand Brake Balance Lever

CL



Front Wheel Bearings

WB 6
Remove dust cap and fill. Do not remove hub

Front Shock Absorbers

Fill SA 1

SERVICE AS SHOWN

GAS TANK

Gallons

All models 7½

TIRES

Pressure Front Rear

5.20-13	18	20
---------	----	----

Rotate tires, Method G, then balance wheels

Every 3,000 miles

Wash and oil wire gauze air cleaner elements
Rotate tires, balance wheels

Every 6,000 miles

Lubricate water pump
Drain and refill transmission
Fill front and rear shock absorbers
Drain and refill differential
Replace oil filter, fill filter housing to prime, add approximately 1 pint oil
Lubricate distributor cam bearing
Lubricate distributor advance mechanism
Lubricate front wheel bearings

Every 12,000 miles

Replace dry type air cleaner elements
Coat speedometer cable
Coat tachometer cable
Lubricate steering gear
Lubricate generator

• Lubrication fitting ● Cooling system drain

FOR YOUR SAFETY, WE CHECK YOUR BATTERY, BRAKE FLUID, FAN BELT, LIGHTS, MUFFLER, TIRES AND WIPER BLADES

Model Collectors

Matchbox® recently re-released Big Healeys as singles and in boxed sets. You have to hunt, but they're out there.

The single in Healey in BRG is marked **1963 Austin Healey Roadster**. The two-tone Healey is in a **Box Set** called **Blue Highways II**. The box set **Blue Highways II** also includes a Ford T-Bird, Chey Camaro, Aston Martin DBR1 and Jaguar XK140



Restoration Helpers

Healeys used capillary tubing in several applications in the engine bay. On early cars it was soft copper that was easily bent, crushed or damaged, where on later cars it was steel and prone corrosion and rusting away.

A potential replacement is available **iEquus Performance Instrument Accessory Part E9901**. Kit has 72" of 1/8" copper tube, 2 Farrells, several brass adaptors and fittings plus a little grommet for the fire wall. About \$14 at Auto Zone or other vendors.



John went in to ask "Which one is Premium?"
He was told "Touch the plug to your tongue to test for the **premium tingle**."
(Absolutely do NOT do this, even on a double dog dare!! , ed.)

**OK folks show's over,
nothing to see here!!
Move it along...**



Your ad here -
deadline for next issue 27
May 2022